
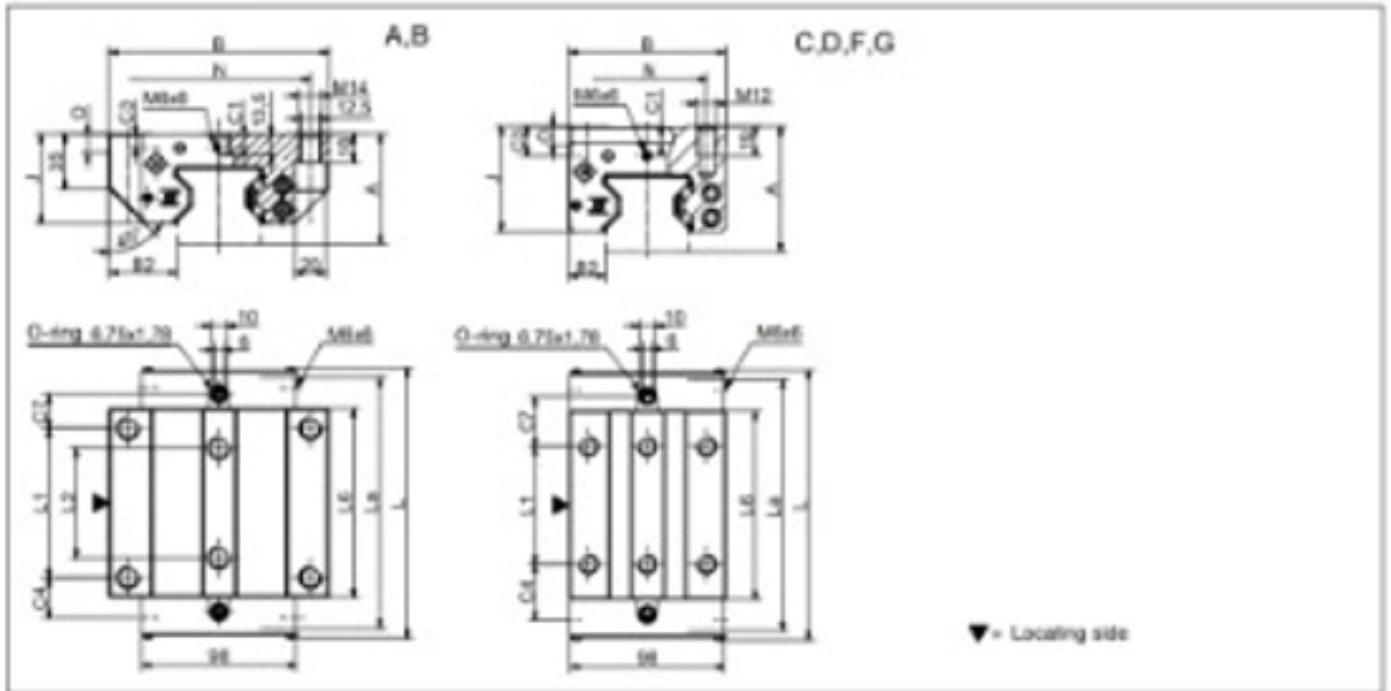




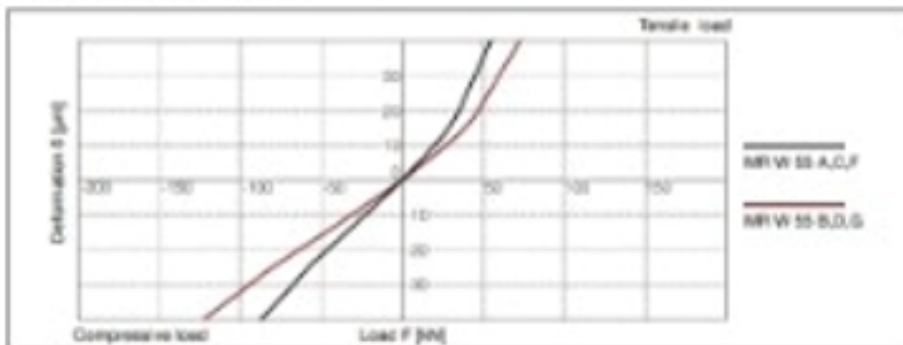
MR S 55 Drawings



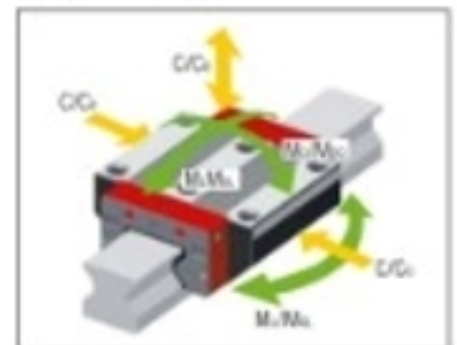
MR W 55 Drawings



MR W 55 Rigidity diagram



MR W 55 Load rating



### 3.2 Technical data and options

### MR Size 55



M.R. Bearing Company  
Rolling & Sliding Solutions

#### MR S 55 Dimensions



	MR S 55-N	MR S 55-WJ	MR S 55-C			
B1: Rail width	53	53	53			
J1: Rail height	46	46	46			
L3: Rail length max.	6000	6000	6000			
L4: Spacing of fixing holes	60	60	60			
LSA 10: Position of first/last fixing hole	26.5	26.5	26.5			
Gen.: Rail weight, specific (kg/m)	15.2	16.6	14.9			

#### Available options for MR S 55



#### MR W 55 Dimensions and capacities



	MR W 55-A	MR W 55-B	MR W 55-C	MR W 55-D	MR W 55-F	MR W 55-G	
A: System height	70	70	80	80	70	70	
B: Carriage width	148	148	108	108	108	108	
B2: Distance between loading faces	43.5	43.5	23.5	23.5	23.5	23.5	
C1: Position of center front tube hole	9	9	19	19	9	9	
C3: Position of lateral tube hole	9	9	19	19	9	9	
C4: Position of lateral tube hole	25.75	46.75	35.75	46.75	35.75	46.75	
C7: Position of top tube hole	21.5	42.5	31.5	42.5	31.5	42.5	
J: Carriage height	57	57	67	67	57	57	
L: Carriage length	172	214	172	214	172	214	
Lx: Gross wheel spacing*	167	208	167	208	167	208	
L1: Exterior fixing hole spacing	95	95	75	95	75	95	
L2: Interior fixing hole spacing	70	70	-	-	-	-	
L6: Steel body length	129	162	129	162	129	162	
K: Lateral fixing hole spacing	118	118	75	75	75	75	
O: Reference face height	12	12	12	12	12	12	
<b>Capacities and weights</b>							
CD: Static load capacity (N)	237000	324000	237000	324000	237000	324000	
C100: Dynamic load capacity (N)	137000	180500	137000	180500	137000	180500	
M00: Static cross moment capacity (Nm)	7771	10624	7771	10624	7771	10624	
M0L: Static longitudinal moment capacity (Nm)	4736	6745	4736	6745	4736	6745	
M0D: Dyn. cross-moment capacity (Nm)	4325	5919	4325	5919	4325	5919	
M1: Dyn. longitudinal moment capacity (Nm)	2637	4672	2637	4672	2637	4672	
Gen.: Carriage weight (kg)	5.0	6.8	4.5	6.1	3.7	4.8	

Note: \*See sketch to determine the rail length from the projected wheel distance

#### Available options for MR W 55

